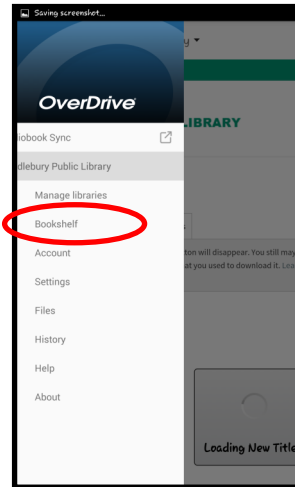


- From the menu select **Bookshelf**.



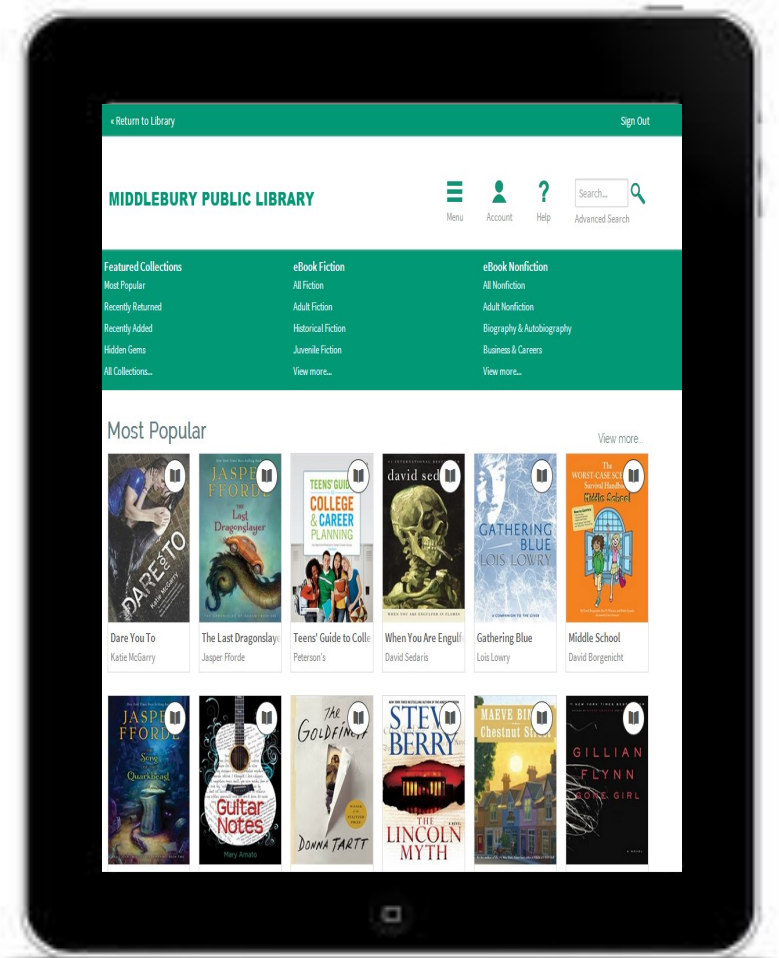
- Select your book and begin listening!



- If you would like to return your book early click and hold the book in your bookshelf and select **Return**.

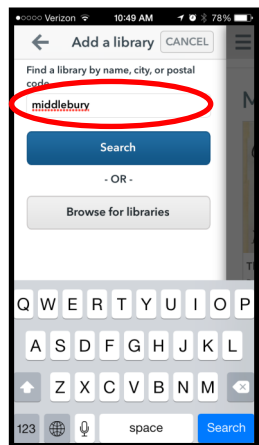
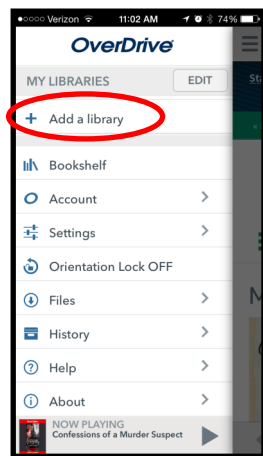
# Middlebury Public Library

## How to Download an eAudiobook using the OverDrive app



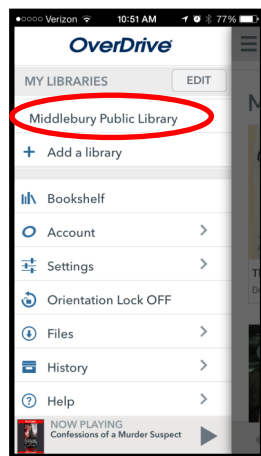
30 Crest Rd 203-758-2634  
[www.middleburypubliclibrary.org](http://www.middleburypubliclibrary.org)

- Visit your device's app store to download the free OverDrive app.
- Open the OverDrive app and sign up for an OverDrive account.
- Tap the menu button (three lines in the top left corner) and click "+ Add a Library."

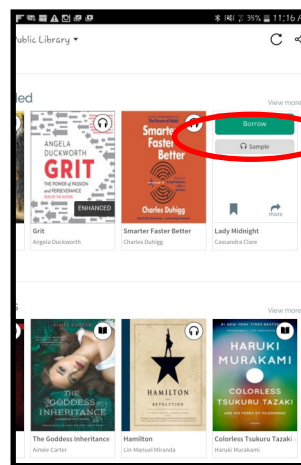


- Search for Middlebury and select the Middlebury Public Library.

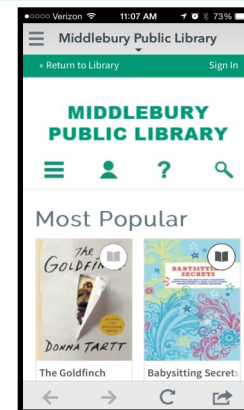
In the menu you can now select Middlebury Public Library.



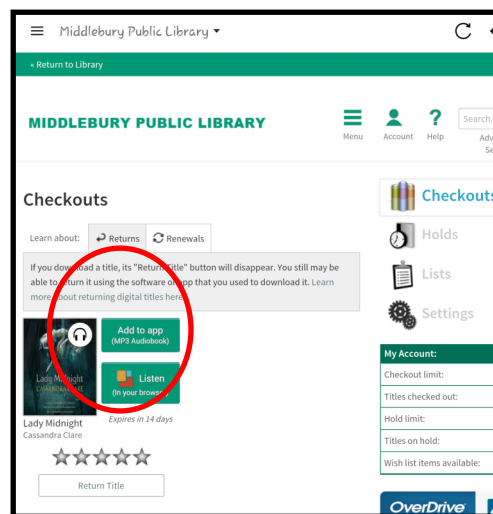
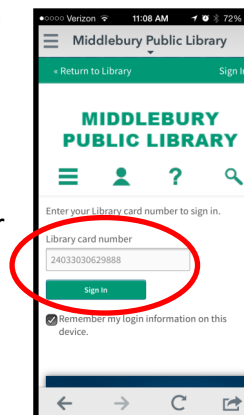
- You are now looking at our e-book online catalog! You can either browse through the collection or search.



- Once you see a title you want to check out, click on the item's cover in the search list. From here you will see a Borrow button and other options.



- Click the Borrow button and enter your library card number to sign in.



- Next it will bring you to your Bookshelf where you can see the items you have checked out. On this page, click the **Add to app** button.